

A PROJECT OF



132 Summit Heights, Commercial Zone, Royal Enclave, Etihad Town, Phase – 1, Lahore, Pakistan.
Cell: 0300-2222010 | Email: info@summitheights.pk | Website: www.summitheights.pk

Disclaimer: All pictures, plans, layouts, information data and details included in this brochure are indicative only and may change at any time up to the final 'as built' status by final designs of the project and regulatory approvals and planning permissions.

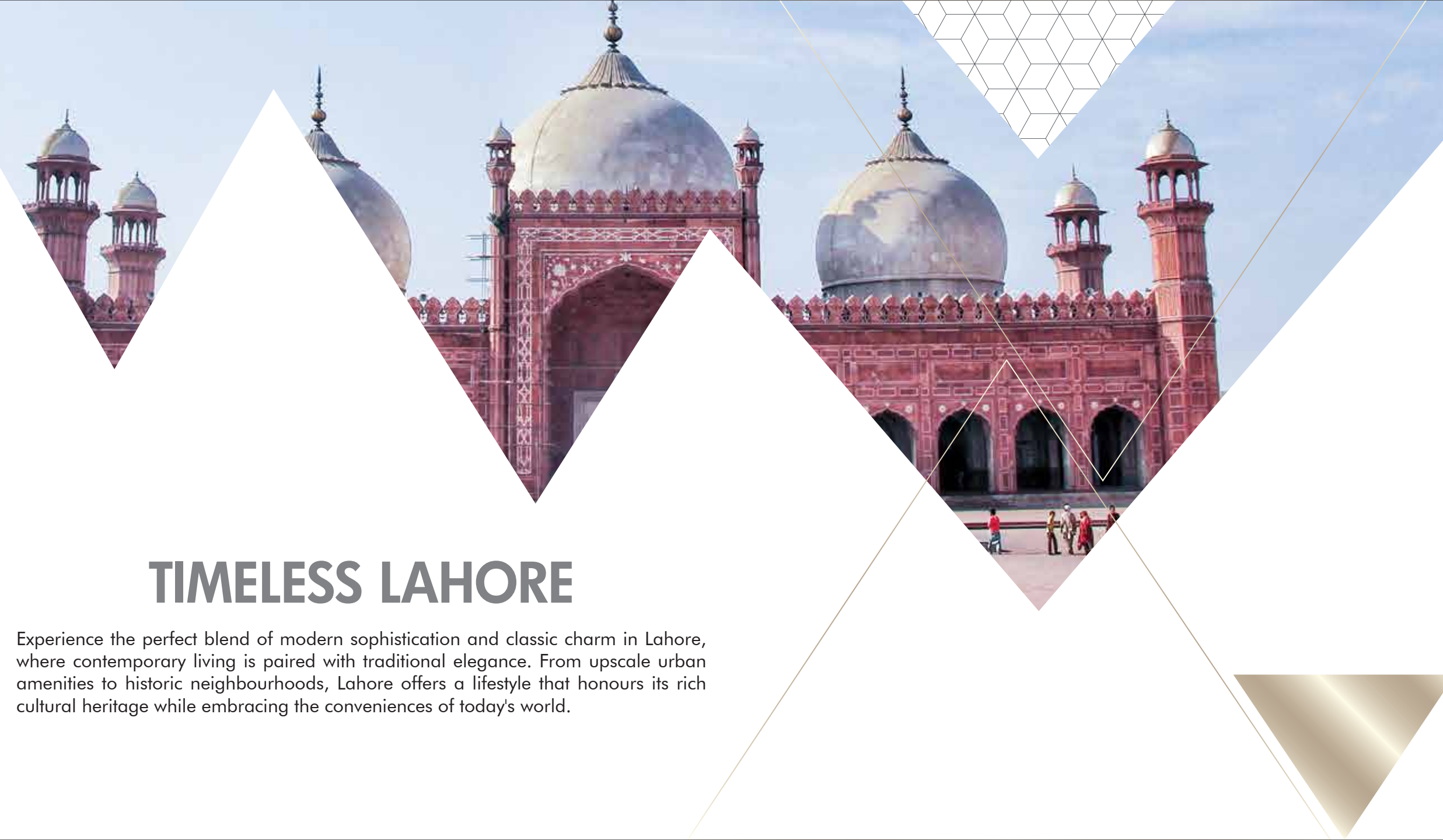


VISUALIZED BY
PIXARCH





COMMITMENT
TO EXCELLENCE



TIMELESS LAHORE

Experience the perfect blend of modern sophistication and classic charm in Lahore, where contemporary living is paired with traditional elegance. From upscale urban amenities to historic neighbourhoods, Lahore offers a lifestyle that honours its rich cultural heritage while embracing the conveniences of today's world.

PRIME LAHORE LOCATION

Summit Heights is situated in the prime location of Etihad Town Phase 1, with direct connectivity to Main Raiwind Road. It is a 2-minute walk from McDonald's and Al-Fatah Super Store, a 5-minute drive from Main Canal Road and Main Multan Road via Thokar Niaz Baig, and just a 2-minute drive from the M2 Lahore-Islamabad Motorway. Its central location makes it one of the most ideal, easily accessible, and lucrative projects on Raiwind Road, Lahore.



SUMMIT HEIGHTS PRESTIGE

Summit Heights, an architectural marvel in Lahore, blends Victorian-inspired elegance with modern sophistication. Positioned on a prominent three-side open corner plot, this ground-plus-mezzanine nine-floor building offers unmatched grandeur and luxury. Its timeless design and strategic location make it a true masterpiece in urban living.





ALL SET FOR A PROFITABLE BUSINESS


Summit Heights offers expansive double-height commercial outlets with ground and mezzanine floors, perfect for a variety of brands from fashion and electronics to cosmetics and pharmacies. Spacious and versatile, these outlets are also ideal for banks, catering to both discerning locals and visitors, combining convenience and luxury at the heart of the city.

SHOPPING MARVELS

The ground and mezzanine floors of Summit Heights host an impressive array of double-height commercial outlets. These spacious spaces feature soaring ceilings and innovative layouts, showcasing premium brands and exclusive collections. Designed to captivate and inspire, these showrooms redefine shopping experiences, setting new standards of grandeur and sophistication in the city.








ASCEND WITH EASE

At Summit Height, convenience meets sophistication with three state-of-the-art lifts catering to your needs. Two dedicated lifts service our elegant apartments, ensuring swift and seamless access, while a separate lift is reserved for the corporate office floor, enhancing efficiency and privacy. Experience effortless vertical travel and superior connectivity in every corner.





POLISHED CORPORATE ENTRY

The first-floor corridor guides you through a professional environment, setting the tone for success. The corporate office reception area welcomes clients and employees with a sophisticated ambience. These spaces ensure an impressive entry and a smooth flow throughout the office.




PROFESSIONAL POWER SUITE

The first floor is designed for business success, featuring a CEO room that radiates authority and class. The meeting room displays a collaboration with a sleek, modern design, while the workstations offer a productive environment. This floor embodies a perfect blend of professionalism and functionality.



AMENITIES

FOR RESIDENTS



POWER BACKUP



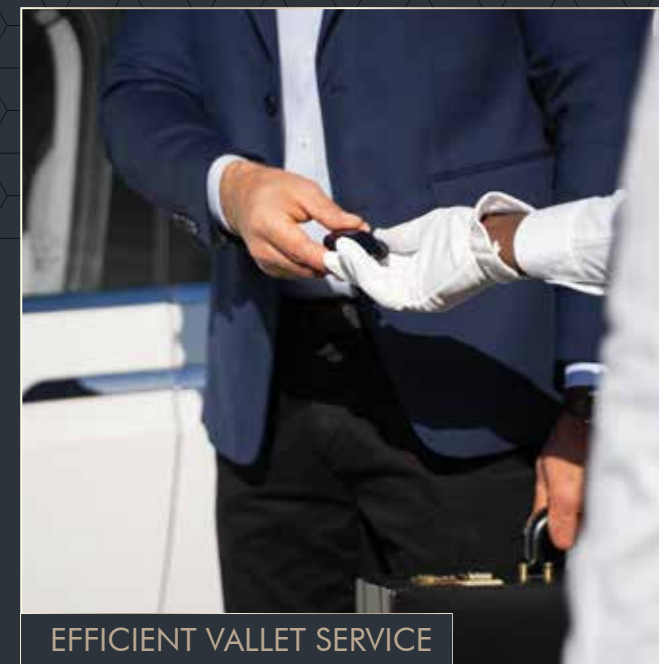
GYM



24/7 WIFI



PRAYER AREA



EFFICIENT VALLET SERVICE



ROOFTOP RESTAURANT



24/7 CCTV SURVEILLANCE

THE
PERFECT CHOICE
FOR RESIDENCE



OPULENT APARTMENT SPACES

From the 2nd to the 9th are residential apartment floors. The luxurious apartments offer a perfect blend of style and comfort. The spacious lounge invites relaxation, while the modern kitchen inspires culinary creativity. Each bedroom provides serenity, complemented by stylish bathrooms and a private balcony with breathtaking views. This is your ideal urban retreat.



Modern 2-Bed Living

The master bedroom of the 2-bed luxurious apartment, radiates serenity with its crisp white colour scheme, creating a peaceful and relaxing atmosphere. Soft textures and minimalist design elements enhance the sense of calm, making this space a perfect retreat. The soothing ambience ensures ultimate comfort for restful nights and rejuvenating mornings.



STYLISH 1-BED LIVEABILITY

This 1-bed apartment provides a sleek and efficient living space, ideal for modern urban dwellers. Designed with perfection and practicality, this one-bed apartment offers an open-plan layout that maximises space while maintaining a cosy, stylish atmosphere.



EXQUISITE STUDIO LIVING

Welcome to the stunning studio apartment, where modern design meets urban convenience. With its open-plan layout, this space is thoughtfully crafted to maximize functionality while exuding a warm and inviting ambience. Perfect for busy city dwellers, this studio seamlessly blends comfort and style, making it an ideal retreat in the heart of the urban landscape. Whether you're entertaining friends or enjoying a quiet night in, this apartment is your perfect sanctuary.



DISTINGUISHED ENTRANCE EXPERIENCE

The classy reception area and lift lobby are where luxury meets functionality. The grand staircase adds a timeless touch, while the lift lobby offers modern vertical traverse convenience. Designed with style and comfort, these ground-floor spaces ensure a warm welcome and effortless navigation for residents.





CLASSIC ARCHITECTURAL BEAUTY

Summit Heights presents a striking front view with Victorian-inspired architecture, featuring expansive terraces displaying grandeur. The intricate detailing and elegant lines create a sense of timeless beauty. These spacious terraces offer residents a perfect blend of classic charm and modern outdoor living, overlooking serene surroundings.



INDIVIDUAL
FLOOR PLANS

2 BEDROOM
APARTMENT
GROSS AREA: 964 SQ. FT.
NET AREA: 771 SQ. FT.

ENTRANCE



1 BEDROOM
APARTMENT
GROSS AREA: 639 SQ. FT.
NET AREA: 511 SQ. FT.

ENTRANCE



ENTRANCE



STUDIO
APARTMENT
GROSS AREA: 368 SQ. FT.
NET AREA: 294 SQ. FT.



LIVE URBAN LIVING
BEYOND IMAGINATION

A TIMELESS
ARCHITECTURAL
MASTERPIECE



CLASSIC VICTORIAN EXCELLENCE





THE CRAFTERS

Summit Estate & Builders is recognized as a trusted name in the real estate market. Summit Estate believe that customers are not just clients they are part of their family. Here are a few significant achievements of the company, Etihad Town benefits from Summit Estate being its strategic sales partner. Gwadar Green Palms Housing Society has Summit Estate as its exclusive platinum sales partner, and Safari Garden Housing Scheme Lahore and P & D Phase 2 are primarily dealt with by Summit Estate. Additionally, DHA Lahore recognizes Summit Estate as a registered real estate agent.

